



## 'Blue Group'

To date, your child will have learnt all Set 2 sound and will have been introduced to some of the Set 3 sounds. They will now know that there are more ways in which the same sounds are written, e.g. 'ee' as in tree and 'ea' as in tea.

They will be working on 'Blue books.' These are more complex books including fiction and non-fiction titles which provide an opportunity to practise the new sounds they have learned. There are 20 Set 3 'speed sounds' that are made up of two or three letters (Special Friends) which represent just one sound, e.g. 'ea' as in tea, 'ow' as in cow and 'are' as in care. As before, it is important that your child does not pronounce these as 2 or 3 separate sounds. When your child sees the 'speed sound' letters together in a word, they must say just one sound for these letters.




When your child learns their Set 3 sounds in school they will learn:

- the letters that represent a speed sound e.g. 'ea'

Set 3 Sounds and Phrases			
<b>ea:</b> cup of tea	<b>oi:</b> spoil the boy	<b>a-e:</b> make a cake	<b>i-e:</b> nice smile
<b>o-e:</b> phone home	<b>u-e:</b> huge brute	<b>aw:</b> yawn at dawn	<b>are:</b> care and share
<b>ur:</b> nurse with a purse	<b>er:</b> a better letter	<b>ow:</b> brown cow	<b>ai:</b> snail in the rain
<b>oa:</b> goat in a boat	<b>ew:</b> chew the stew	<b>ire:</b> fire fire	<b>ear:</b> hear with you ear
<b>ure:</b> sure it's pure?	<b>e:</b> he, me, we, she, be	<b>tion:</b> celebration	<b>tious/cious:</b> scrumptious/delicious

Every speed sound has a list of green words linked to it so your child can 'sound out' and 'sound blend' words containing the new speed sound they have just learnt, for example, s-p-oi-l spoil. Children will be reading words set 3 words, including multisyllabic words.

Before your child progresses to the next group, they will need to consolidate the Set 3 sounds, continue reading Set 3 words, including multisyllabic words with growing speed. Fluency is 'reading a text aloud accurately with appropriate expression and pacing that reflects the meaning of the text.'



Children need to be secure in all of the above and be reading at approximately 70/80+ WPM (words per minute) to move into the next colour group.

Sound Blending Group A
Sound Blending Group B
Sound Blending Group C
Photocopied Ditties
Red Ditties
Green
Purple
Pink
Orange
Yellow
Blue
Grey
Off the RWInc Programme